

# NIH awards USC team \$1 million for fetal pacemaker


By Hope Hamashige

A team of researchers from the Keck School of Medicine of USC, Children's Hospital Los Angeles (CHLA) and the USC Viterbi School of Engineering has landed a three-year, \$1 million grant from the National Institutes of Health to help them develop a tiny pacemaker for unborn babies with a potentially fatal heart problem called fetal heart block.

"We needed this money to move our research forward so we're pretty excited," said Yaniv Bar-Cohen, associate professor of pediatrics at the Keck School and director of cardiac rhythm devices

at CHLA, who is one of the principal researchers on the project.

This project got off the ground when Ramen Chmait, assistant professor of clinical obstetrics and gynecology at the Keck School, contacted Bar-Cohen to discuss fetal heart block, a condition that causes an extremely slow heart rate, which may not be adequate to sustain the circulation. They decided they wanted to build a small pacemaker and initially approached pacemaker manufacturers about collaborating with them, but the manufacturers all declined due to the small initial market.



The USC team is developing a tiny pacemaker for unborn babies with a potentially fatal heart problem called fetal heart block.

They got over that initial hurdle by searching for help at their home institution. Another colleague from USC introduced them to Gerald Loeb, a professor of biomedical engineering, who turned out to be the answer to their problem.

"We were hunting for a bioengineer, and we found Dr. Loeb right here. He was the perfect fit," said Chmait. Loeb, although a professor of engineering, is also a trained surgeon who conducts research on bionics and has extensive experience building

medical devices.

With funds from the Southern California Clinical and Translational Science Institute, the work was under way. In about five months the group had a prototype of a pacemaker that is less than 20 mm long.

This is not the first time doctors have tried to come up with a solution for fetal heart block. Others have tried using a standard pacemaker that is implanted in the mother and connected to the baby through a wire. But because babies in the womb do wriggle, the wires become dislodged and the baby dies.

See **FETAL**, page 3

## USC program helps guide youngsters with HIV/AIDS through adolescence

By Hope Hamashige

Keeping most teenagers on track is hard enough without having to deal with the fact that either they or someone in their family is HIV positive. So, it is no real surprise that youngsters dealing with chronic disease might need an extra boost in the way of a caring mentor.

The teens involved with the USC Maternal, Child, Adolescent/Adult Center for Infectious Diseases and Virology (USC-MCA) at the Los Angeles County+USC Medical Center are about to get just that courtesy of a new program called Life Enhancement and Fellowship program, or LEAF. LEAF is one of the community organizations that received funding for the first time last year by donations collected through the Good Neighbors Campaign.

LEAF is a partnership between USC-MCA, the largest comprehensive family HIV center serving low-income families in California, and The Laurel Foundation, a Pasadena nonprofit that creates programs to enrich the lives of children living with HIV and AIDS.

Andrea Kovacs, professor of pediatrics at the Keck School of Medicine of USC and the director of USC-MCA, has been wanting to create a program for the USC-MCA teens, but limited staff and funding has prevented them from getting this off the ground. By collaborating with The Laurel

Foundation, USC-MCA has a partner with the relevant experience.

Margot Anderson, founder and chief executive officer of The Laurel Foundation, said there are many challenges getting adolescents with HIV and AIDS through their teenage years. As they mature, many of the youngsters are coming to grips with the fact they have a very serious, chronic disease. They are beginning to have a real understanding that HIV and AIDS still carry a social stigma and, while they are becoming interested in dating and sex, that may be more challenging for them than for their peers.

While drug regimens have become easier to manage in recent years, many teens with HIV and AIDS do not stick with their routine, which puts them at serious risk of developing an immunity to the drugs, according to Anderson.

In broad terms, said Anderson, the goal of LEAF is to shepherd this group of teenagers through those notoriously difficult years, helping them to stay as physically and mentally healthy as they possibly can be.

"If you have a positive role model, someone who can show you the way," said Anderson, "you will see a huge change in these kids."

For more information on the USC-MCA program, visit <http://usc.edu/lbp>.

To donate to the Good Neighbors Campaign <http://communities.usc.edu/gnc>.

## USC surgeon Yuri Genyk performs new robotic liver procedure

By Hope Hamashige

Recovery from liver resection surgery can be a trying affair for many patients because, according to Yuri Genyk, the incision is large and traumatic and can cause patients a lot of pain.

But Genyk, assistant professor of surgery at the Keck School of Medicine of USC, is performing a new, innovative procedure at Keck Hospital to help change all of that.

Genyk recently performed the first of a new type of liver resection surgery, employing a robot, which reduces recovery time and, because the incision is far smaller, can greatly reduce the pain most patients suffer in the days following their surgery.

"It was remarkable," said Genyk, of his first robot-assisted liver resection surgery, which was done this past summer. "The recovery was faster and much less painful."

In the case of his first patient, Genyk said

it cut the recovery time to less than five days. Typically, the patients he operates on spend up to a week in the hospital following surgery to remove tumors from the liver. Genyk said this was the first time this procedure was performed in Los Angeles employing a robot.

In fact, he said, only a few surgeons anywhere in Southern California offer liver resections using robotic technology.

"It is not common at all at this point," said Genyk, noting that while the recovery is simpler for the patient, the procedure is more difficult for the surgeon.

"It is complex and takes longer than the traditional way," he said. "It takes a lot longer because it is a more tedious process, and you have to be really methodical."

Still, he said he would recommend it for anyone who is a candidate.

"I saw the difference in the recovery and it is dramatic," he said.



**Ming Hsieh Institute Symposium explores nanomedicine**—The Health Sciences campus hosted the second annual USC Ming Hsieh Institute for Engineering Medicine for Cancer Symposium on Oct. 12. The event featured keynote speaker Chad Mirkin, director of the International Institute for Nanotechnology, the George B. Rachmaninov Professor of Chemistry, professor of chemical and biological engineering, biomedical engineering, materials science and engineering, and medicine at Northwestern University. From left at the event are: Randy Hall, vice president of research at USC and professor in the Daniel J. Epstein Department of Industrial and Systems Engineering, Viterbi School of Engineering; Mirkin; USC trustee and alumnus Ming Hsieh; and Paul Weiss, Fred Kavli Chair in NanoSystems Sciences at UCLA.

# \$500,000 QueensCare gift for bone marrow transplantation offers new hope

By Amy E. Hamaker

Two recent gifts from QueensCare, a Los Angeles faith-based nonprofit organization, will make a real difference for indigent patients with blood disorders, allowing them to receive life-saving bone marrow transplantation treatment.

The Bone Marrow Transplantation Program at the USC Norris Cancer Hospital has received \$500,000 to support inpatient treatment for patients not eligible for Medi-Cal coverage. An additional gift of \$100,000 will be split between the Keck School of Medicine of USC's Department of Surgery for transport for patients of its Transplant Institute, and to provide transport for patients of the Keck School Department of

Medicine's Galaxy Program. The Galaxy Health Care pilot project at Los Angeles County+USC Medical Center offers more consistent and timely access to primary care services based on the patient-centered medical home model.

Bone marrow transplantation (BMT) is often used as a cure for blood disorders such as lymphoma, acute leukemia, myelodysplasia, multiple myeloma and aplastic anemia. Although many of the patients who come to LAC+USC needing BMT—who are often young adults—might be good candidates for the treatment, they may not receive it without Medi-Cal coverage.

"For many leukemia patients, BMT is vital," said Vinod Pullarkat, director

of the Bone Marrow & Stem Cell Transplantation Program at the USC Norris Comprehensive Cancer Center. "With modern transplantation techniques, the survival rate for those patients goes from almost nothing to 70 to 80 percent.

"But if patients don't qualify for Medi-Cal and don't have private insurance, there has been no other way to offer BMT to them," he continued. "Without QueensCare's gift it wouldn't be possible to offer these transplants. It's the only mechanism we have to provide these services to the indigent population."

QueensCare provides health care to low income, uninsured individuals residing in



Two recent gifts from faith-based nonprofit organization QueensCare will help USC offer bone marrow transplantation to patients who might otherwise not be able to afford it.

Los Angeles through its own operations and through partnerships and collaborations with academic, faith-based and other local organizations serving this population.

"Many hardworking people do not have access to care when they need it—especially

sophisticated treatments like BMT," said Barbara Brandlin Hines, president and CEO of QueensCare and QueensCare Family Clinics. "QueensCare is happy to partner with USC to bring these treatments to those who would otherwise go without."

# Borchard Foundation gift helps researchers target adult heart cell regeneration

By Amy E. Hamaker

Human heart tissue, unlike many other tissues in the body, has an extremely limited ability to regenerate, which is why coronary disease can be so deadly.

A recent \$75,000 gift from the Albert and Elaine Borchard Foundation is helping researchers at the Keck School of Medicine of USC better understand the limitations of adult heart cells and develop targets for improved regeneration through the use of embryonic heart cells.

"The heart needs to maintain output," explained Henry Sucov, associate professor in the Departments of Cell and Neurobiology and Biochemistry and Molecular Biology, whose project on adult cardiac muscle stem cells is the beneficiary of the gift. "If you've lost heart muscle cells, then the rest of the heart will compensate—but only

up to a point. After that, it leads to decompensated heart failure, the leading cause of death in the Western world.

"In the lab, we've been studying what goes on during fetal heart development—heart muscle cells divide actively, even as they're beating," he continued. "Our approach is to isolate a rare population of cells in the adult heart that share some of the properties of embryonic heart muscle cells. We can test the hypothesis that these cells that resemble the embryonic heart cells are the ones that retain the ability to divide and potentially regenerate heart muscle. If so, then we have a target to increase or improve their regenerative capacity in an injured adult patient."

According to Sucov, experimental work so far has been done with mice, but the biology in mice and humans is very similar.

"The Albert and Elaine

Borchard Foundation's support of the Keck School of Medicine of USC dates back several decades. Dr. Sucov's work underscores the importance of investing in basic research as a means to understanding and improving the human condition," said Janna Beling, executive vice president for the foundation. "With this gift, we're making an investment in leading-edge medical research that will enhance life and health."

Sucov said, "The concept that a population of cells with regenerative ability exists in the adult heart is controversial, and much of the biology is unknown. This can make projects like ours difficult to get funded. Having the Borchard Foundation to initiate these studies is crucial."

Incorporated in 1978, the Albert and Elaine Borchard Foundation promotes research, education, social

justice and the arts, and aims to improve the human condition. To this end, the foundation makes grants to nonprofit organizations located primarily in California and has been a great supporter

of Southern California universities. Willard Beling, a past president of the Borchard Foundation who died in 2009 of congestive heart failure, was a former USC professor of international relations.

## The Weekly NEWSMAKERS

An Oct. 15 broadcast of OnLive TV featured an interview with **Debasish (Debu) Tripathy**, professor of clinical medicine at the Keck School and co-leader of the Women's Cancer Program at USC Norris Comprehensive Cancer Center, about results from the phase III EMILIA trial, which is examining the efficacy of a new drug to treat metastatic breast cancer.

An Oct. 15 report in the **Voice of OC** featured a study co-authored by **Jennifer Y. Huang** as her master's thesis at the Keck School about valley fever, also known as coccidioidomycosis.

An Oct. 14 article in **The Bakersfield Californian** quoted **Cynthia Herrington**, visiting associate professor of clinical cardiothoracic surgery at the Keck School, about a patient on whom she performed a heart transplant at Children's Hospital Los Angeles.

An Oct. 14 report in **Imperial Valley News** noted that **Parag Mallick**, director of clinical proteomics at the Center for Applied Molecular Medicine in the Keck School of Medicine, and **David Agus**, director of the center and professor of medicine and engineering at USC, helped develop

software that facilitates large-scale biological inquiry. Their work was also covered by **Medical News Today**, **Science Codex**, **Phys.org** and **R&D Magazine**.

An Oct. 12 article in **Discovery News** featured a computerized car developed by the USC School of Cinematic Arts, the USC Center for Body Computing and BMW, which uses 230 sensors to log whatever happens inside the vehicle. Using a docked smartphone, users can see information like how often drivers signal or use the sunroof—indicators of driving habits and temperature preferences.

**Leslie Saxon**, professor of clinical medicine and chief of the division of cardiovascular medicine at the Keck School, said that future sensors could alert drivers to pollution, GPS location and important information about their environment that could impact their health. The car was also covered by **Fast Company** and **Ubergizmo**.

An Oct. 12 story in the **Beverly Hills Courier** reported that **Henri Ford**, vice dean for medical education at the Keck School, has been elected to serve on the American College of Surgeons (ACS) Board of Regents.

The Weekly

Next Issue: Oct. 28

The Weekly is published for the faculty, staff, students, volunteers and visitors in the University of Southern California's Health Sciences campus community. It is written and produced by the Health Sciences Public Relations and Marketing staff. Comments, suggestions and story ideas are welcome. Permission to reprint articles with attribution is freely given.

**Executive Director of Communications:** Ina Fried

**Assistant Director of Publications:** Sara Reeve

**Editor:** Jon Nalick

**Contributors:** Ryan Ball, Eva Blaauw, Tania Chatila, Amy E. Hamaker, Hope Hamashige, Carol Matthieu, Leslie Ridgeway, and Alison Trinidad

**Senior Vice President, University Relations:** Tom Sayles

**Vice President, Public Relations and Marketing:** Brenda Maceo



Phone: (323) 442-2830 Fax: (323) 442-2832  
Email: hscwkly@usc.edu Web: theweekly.usc.edu

## Keck professor wins young investigator award

By Sara Reeve

The V Foundation for Cancer Research recently honored Christina Curtis, assistant professor of preventive medicine at the Keck School of Medicine, with one of only 17 2012 V Scholar grants.

The V Scholar award provides \$200,000 to fund specific research being conducted by a young investigator. The award provides the recipients with resources to help them advance their cutting-edge research and to strengthen their ability to receive additional grant funding throughout their careers.

Curtis' research, "Interrogating patient-specific tumor dynamics through single cell profiles and computational modeling," analyzes the molecular mechanisms of cancer progression.

"Our integrative framework couples technological advances with computational modeling to enable the interrogation of cancer genomes at single cell resolution, providing insight into both the spatial and temporal dynamics of tumor progression," said Curtis. "This level of detail has not previously been achieved and has critical implications for understanding the extent of genetic diversity present within individual tumors, the role of cancer stem cells, and the changes in cancer cells that take place over time and in response to treatment."

V Scholars are selected through a competitive process conducted by the Foundation's Scientific Advisory Board. "The V Scholars are chosen from the best and brightest young cancer researchers across our country," said Scientific Advisory Board member Robert C. Bast Jr. "We are investing in the careers of scientists whose discoveries will cure this large family of diseases."

According to Curtis, support from groups like the V Foundation is important to young researchers as it allows them to pursue high-risk, high-reward projects that may require preliminary data in order to be funded through more conventional means.

"The flexibility these awards provide is particularly important since timing can be critical in initiating such projects, and the cancer community cannot afford delays in translating this kind of research to the clinic," she said. "Given the current funding climate, support from groups such as the V Foundation has become even more important for young investigators pursuing out-of-the-box cancer research that will transform patient care."

The V Foundation for Cancer Research was founded in 1993 by ESPN and the late Jim Valvano, legendary North Carolina State University basketball coach and ESPN commentator. Since 1993, the foundation has funded more than \$100 million in cancer research grants nationwide.

## Body Computing Conference highlights technology to improve health care

Nowadays if a patient with a pacemaker begins experiencing cardiac symptoms, he heads for the hospital, where it may take up to seven hours to be evaluated and have the implanted device reprogrammed. With a new system that sends data via a smartphone, the whole process might take five or 10 minutes without requiring the patient or the physician to leave his home or office.

The new system—developed by the USC Body Computing Center, Boston Scientific, Verizon and Samsung—was the first of several demonstrated Oct. 5 at Town and Gown on the University Park campus during the annual USC Body Computing Conference. The conference brings together scientists, clinicians and business leaders to discuss innovative ideas using technology to improve health care.

For the sixth year, Leslie Saxon, chief, division of cardiovascular medicine at the Keck School of Medicine, and founder of the USC Center for Body Computing, led the discussion about how wireless technology is changing the delivery of health care.

Along with the 40,000 medical apps now available, the marketplace is flooded with 150,000 consumer health apps, according to some reports, Saxon said. Most estimates predict that investors will pump a billion dollars into digital health care over the next year.



Leslie Saxon, chief, division of cardiovascular medicine at the Keck School of Medicine, speaks at the annual the USC Body Computing Conference.

"Every day I go to work and I ask myself, 'How can technology bring me closer to my patients? How can I use it to make the lives of my patients better?'" Saxon said.

Acknowledging the immense current and potential impact of technology on diagnosis and treatment, conference speaker David Agus, professor of medicine and engineering at the Keck School and the USC Viterbi

School of Engineering, said, "With the technologies that many of you are developing, the hope is to go to the next level, which is preventing disease." Aside from infectious diseases, Agus believes, most diseases are the body interacting with itself in a complex system that a combination of technologies can help us understand and modify.


Thomas Jackiewicz, senior vice president and CEO for USC Health, agreed, "We really are at a transformational point in health care." He said he believes that there is "much technology on the horizon that can improve clinical care, improve quality, help us create a patient-centered environment and help us manage our costs much more effectively."

Some 300 conference participants heard nearly 40 speakers and panelists discuss such topics as Big Health Data, biological monitoring for athletes, regulatory issues, and initiatives built around gaming and social networking.

## Ford elected to the Board of American College of Surgeons

Henri R. Ford, vice dean for medical education at the Keck School of Medicine, has been elected to serve on the Board of Regents of the American College of Surgeons (ACS).

Founded in 1913, the ACS is a scientific and educational association of



Henri R. Ford

top flight surgeons dedicated to improving the quality of care for surgical patients by identifying and establishing high standards for surgical education and practice.

Ford and five other surgeons were elected to the 22-member ACS Board of Regents by the association's Board of Governors. The Regents are responsible for the management and control of the business and affairs of the college.

Ford was second vice-president-elect of the college from 2010 to 2011 and served as a governor from 2005–2011, and on the Board of Governors executive committee from 2009–2010.

In past years, he was vice-chair of the executive committee, chaired and was ex officio member of the nominating committee, and was a member of and liaison to the committee on surgical infections.

## FETAL: USC team sets sights on lifesaving device for babies

Continued from Page 1

To avoid that problem, the USC group, which also includes Michael Silka, Keck School professor and director of cardiology at CHLA, and Jay Pruetz, assistant professor of pediatrics at the Keck School and director of fetal cardiology at CHLA, has designed a pacemaker that is implanted directly onto the baby's heart using a cannula similar to a narrow straw.

In other words, it will not have externalized wires that the baby can dislodge. Placing it on the baby will not require invasive surgery.

Chmait, who is also director of Los Angeles Fetal Therapy, called the award a "very pleasant surprise," explaining that the USC group was a little unsure of their chances since the NIH tends to fund research that

will benefit large numbers of people. This device, if it eventually works, will likely be implanted only into a few hundred babies every year.

Bar-Cohen added, however, that there may eventually be a broader use for a pacemaker similar to this one.

The hope is that this device, or something similar that does not require invasive surgery to implant, will eventually be used in children and adults, not only fetuses.

Both Chmait and Bar-Cohen said they are optimistic that they will be able to begin testing the device soon and that the NIH grant could help them see this project through.

"I strongly believe that we will have something in three years," said Chmait.



University of Southern California

GOOD     
NEIGHBORSCAMPAIGN

OCTOBER 1-31, 2012

Give online today! [communities.usc.edu/gnc](http://communities.usc.edu/gnc)

USC Civic Engagement

 USC GOOD NEIGHBORS  
CAMPAIGN  
A Tradition of Giving!

# Calendar of Events

This Calendar of Events is also online at [www.usc.edu/hscalendar](http://www.usc.edu/hscalendar) for the Health Sciences campus community

## Monday, Oct. 22

**9 a.m. – 2:30 p.m.** Center for Excellence in Research Workshop. “Conducting Experiments Under Good Lab Practices: When and How,” Frances Richmond, USC. CHP 106. Info: (213) 740-6709

## Tuesday, Oct. 23

**10:30 a.m.** Keck Hospital of USC Guild Women’s Health Focus Program and Luncheon. “The End of Illness,” David Agus, USC. Wilshire Country Club. Reservations \$55. Info: (323) 254-0600

## Wednesday, Oct. 24

**10 a.m. – 2 p.m.** USC Campus Safety Awareness Fair. USC is committed to making this a safe campus by offering critical information to every student, faculty and staff member in order to survive a natural disaster, violent crime, sexual assault or theft. Come get prepared with knowledge and supplies that will help in an emergency. Pappas Quad. Info: (323) 442-2168

**Noon.** ZNI Seminar. “The Genetics of Neurodegenerative Diseases: GWAS and Beyond,” Gerard Schellenberg, University of Pennsylvania. ZNI 112. Info: (323) 442-2144

## Thursday, Oct. 25

**Noon.** The USC Office of Religious Life and the USC Levan Institute of Humanities Lecture. “Exploring the Hippocratic Tradition in Ancient Greece,” James Collins, USC. MCH 149. Info: burklo@usc.edu.

**4 p.m.** USC Diabetes & Obesity Research Institute Seminar. “HDL Structure and Function in Diabetes,” Hussein Yassine, USC. CSC 250. Info: (310) 941-9274

## Friday, Oct. 26

**8:30 a.m.** Surgical Grand Rounds. “Simulation Training in Trauma: What Comes After ATLS?” Peep Talving, USC. Info: (323) 442-9064

**11 a.m.** Hematology Grand Rounds. “Pulmonary Hypertension in SS Disease,” Cage Johnson and Vjay Kaira, USC. IPT C2J103. Info: (323) 865-3950

## Monday, Oct. 29

**9 a.m. – 1 p.m.** “The Mammalian Kidney: Development, Damage and Repair,” Frank Contantini, Columbia Univ.; Ben Humphreys, Brigham and Womens; Roger De Filippo, CHLA; Melissa Little, Queensland; Andy McMahon and Janos Peti-Peterdi, USC. BCC 1st Floor Conference Room. Info: (323) 442-7732

**2 p.m. – 4 p.m.** Massry Prize Lectures. “Are There Circadian Clocks? Might a Genetic Prayer, Heaved from Mid-Court be Answered to Help Figure Out Such Biological Timers?” Jeffrey Hall, Brandeis University. “The Circadian Feedback Loop Circa 2012,” Michael Rosbash, Brandeis University. “The Genetics of Sleep and Circadian Rhythms in Drosophila,” Michael Young, Rockefeller University. KAM Mayer Auditorium. Info: (323) 442-1283

## Wednesday, Oct. 31

**8 a.m.** Pathology and Laboratory Medicine Grand Rounds. “ACGME: The Next Accreditation System and the Pathology Milestones,” Wesley Naritoku, USC. NOR 7409. Info: (323) 442-1180

**Noon.** Center for Excellence in Research Workshop. “Responsible Conduct of Research Training,” Susan Rose, USC. NML East Conference Room. Info: (213) 740-6709

## Friday, Nov. 2

**9 a.m. – Noon.** USC School of Pharmacy, USC Center for Excellence in Research, USC Center for Drug Discovery & Development, “Research 2.0: How Tech Startups can Save Your Research Time, Money and Increase Productivity,” Various speakers. NRT Aresty Auditorium. Info: (323) 442-1737

**Notice:** Deadline for calendar submission is 4 p.m. Monday to be considered for that week’s issue—although three weeks’ advance notice of events is recommended. Please note that timely submission does not guarantee an item will be printed. Send calendar items to *The Weekly*, KAM 400 or fax to (323) 442-2832, or email to [ebalauw@usc.edu](mailto:ebalauw@usc.edu). Entries must include day, date, time, title of talk, first and last name of speaker, affiliation of speaker, location and a phone number for information.

## Porter laments ‘19th century’ medical management

By Hope Hamashige


The practice of medicine is, on the one hand, constantly moving forward with respect to improvements in science and technology.

But in another sense, its practices, specifically its business practices, have kept the field arrested, according to Harvard Business School professor Michael E. Porter.

“Our approach to delivery is rooted in the organizational structures, management practices and payment models of the 19<sup>th</sup> century,” said Porter, addressing a packed house in Mayer Auditorium last week.

Change is long overdue, he said, but it will not likely come about until the medical profession can agree upon a common universal goal around which to organize itself. It came as no surprise that Porter, the author of *Redefining Health Care: Creating Value-Based Competition on Results* advocated an overhaul of the organizational structure of health care around delivering good value to patients.

As things stand now, according to Porter, the health care system in the United States does not have good metrics by which to measure perfor-



Harvard Business School professor Michael E. Porter calls for an overhaul of the organizational structure of health care around delivering good value to patients.

mance. Few doctors evaluate their own work beyond noting whether a patient survives or not, and most don’t have the faintest idea what the true cost of delivery of their service is.

Porter suggested that the best way to determine whether the system is working is to begin tracking outcomes and the exact cost, not only what was billed, in order to determine what kind of value is being delivered to patients.

He added that changes in organizational structure can help health care providers deliver better value. One example he gave was of health care providers creating integrated practices around problems, such as the West German Headache Center, which originated in an attempt to tackle the high costs and mediocre outcomes for migraine patients in Germany.

Bringing together the various health care providers who typically see migraine patients, including neurologists and psychologists, improved outcomes dramatically. The group managed to slash the cost of care for migraine patients by 25 to 30 percent.

“Every provider unit thinks

they need to offer everything to everyone who walks in the door, and that is making it harder to deliver value,” said Porter.

This was only one example, said Porter, of change that is moving health care in a positive direction. He added there are many ideas, including bundling prices for services as well as integrating care across facilities, that have merit and are, in fact, being employed in different parts of the country.

Health care providers, he noted, have been “timid” about advocating for changes to the organizational structures and have, instead, let change happen in a way that hasn’t always been good for the practice of medicine or for the doctors working it.

He encouraged the crowd to think about their role in the system and begin to embrace value-based care because more change is on the horizon.

“It is scary because it changes the traditional structure, but it does so for the right reason,” he said.

The event was sponsored by the Keck School of Medicine Department of Educational Affairs.

## ONLINE EXTRAS

Read more HSC news online:

• **Annual moustache-growing event to raise funds and awareness about men’s cancers**  
<http://usc.edu/1bs>

• **USC develops software to facilitate large-scale biological inquiry**  
<http://usc.edu/1b3>

• **Physician assistant program announces five National Health Service Corps scholars**  
<http://usc.edu/1bg>

• **Maximilian Raymond Gaspar, Keck School alumnus and former faculty member, 97**  
<http://usc.edu/1bb>

• **Philip W. Ralls, former professor of radiology and surgery**  
<http://usc.edu/1bu>

• **USC Norris Cancer Hospital hosts women’s cancers event**  
<http://usc.edu/1bh>

• **Fall fashion show raises money for breast cancer research**  
<http://usc.edu/1bj>

USC Health Sciences  
Public Relations and Marketing  
1975 Zonal Ave. KAM 400  
Los Angeles, CA 90033

Non-Profit Organization  
U.S. POSTAGE PAID  
University of Southern California



## In case of an emergency...

**Call the Emergency Information Phone: (213) 740-9233** The emergency telephone system can handle 1,400 simultaneous calls. It also has a backup system on the East Coast.

**Visit the USC Web: <http://emergency.usc.edu>** This page will be activated in case of an emergency. Backup Web servers on the East Coast will function if the USC servers are incapacitated.