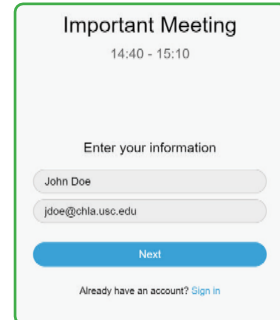
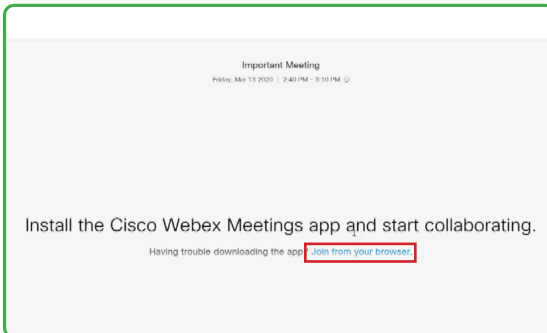
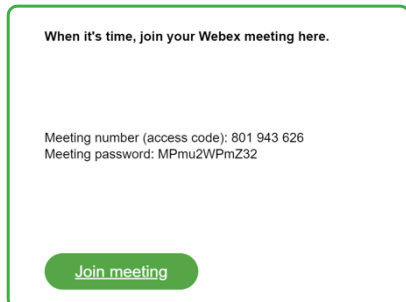


通过互联网浏览器加入 WebEx 会议

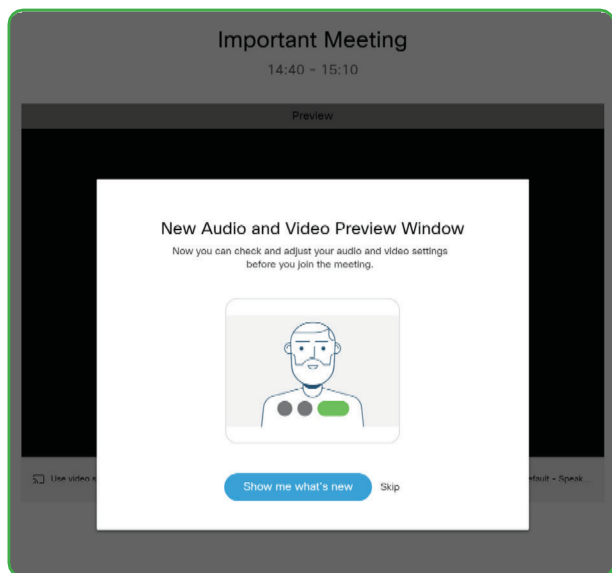
从电子邮件邀请加入会议：

- 1 打开会议邀请并单击加入会议。
- 2 会议信息将在新的网页浏览器中打开。单击 Join from your browser（从浏览器加入）。
- 3 输入您的信息，然后单击 Next（下一步）按钮。

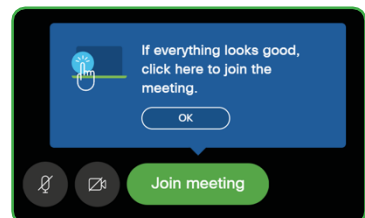
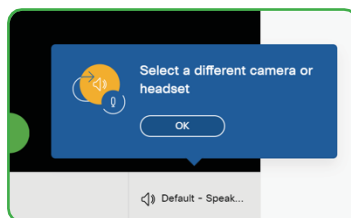
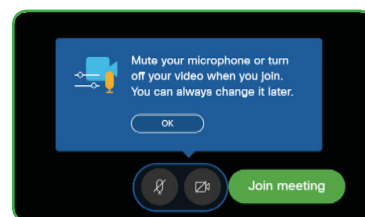
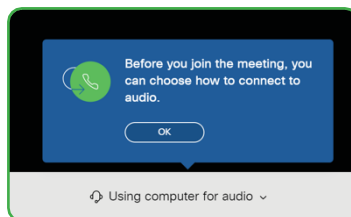


音频和视频预览窗口：

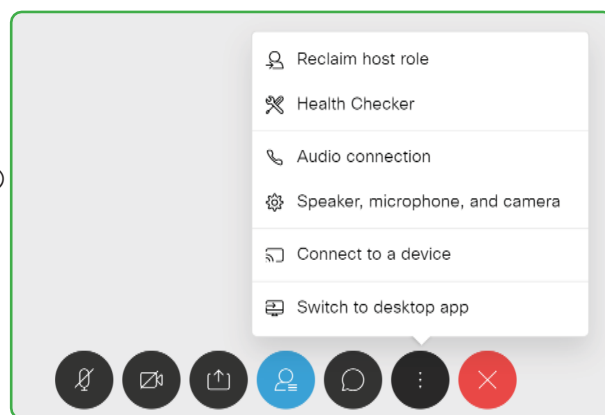
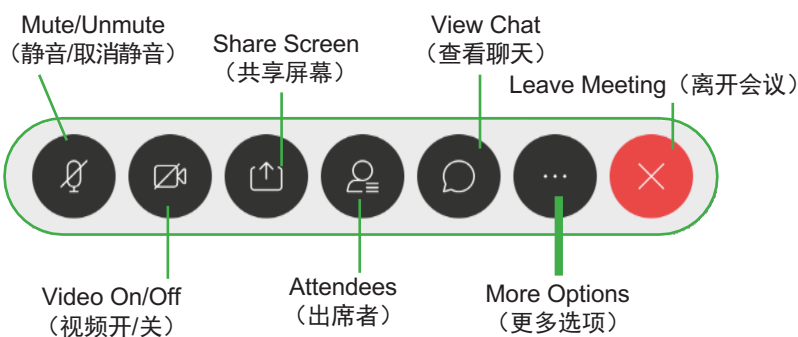
- 1 在提示时，单击 Show me what's new（显示新内容）。将会依次出现几个提示，指导您完成音频和视频设置。



- 2 单击 OK（确定）向下翻动信息提示。如果一切看起来正常，单击 Join Meeting（加入会议）。



会议窗口图标：



More Options（更多选项）菜单